

## TILE BEVELING MACHINE

### CHARACTERISTICS

**TOPPROFILE** is a new tile beveling machine. This profiling system for ceramics and porcelain tiles & slabs, as well as any stoneware, allows easy processing of edges, making miter cuts, bevel, chamfering, rounded profiles, half bullnose, easily and safely. This is the right tool to create tile skirting boards.

Miter cuts can easily be achieved by putting the beveling machine's slide plate (made of scratch-resistant plastic material) on the tile or slab surface, starting the engine and sliding the machine along the edge; when the diamond wheel finishes removing the required material according to the work you want to perform, the operation will be concluded with extreme accuracy. With this tile beveling system there's no limit to tile size or thickness, in fact it is the machine itself that flows along the edge of the material to be shaped, so it doesn't matter whether you're working on a small tile or a large format slab.


















Topprofile does "its duty" perfectly and with little mess, thanks to the integrated vacuum carried on the crankcase.

Materials: Porcelain stoneware, ceramics, marble, granite.

Scan to  
access the  
website



### OPTIONAL WHEELS AND THEIR APPLICATION

<b>Art. FPB03TP</b> <ul style="list-style-type: none"> <li>R = 3 mm (1/8")</li> <li>PROFILE: B</li> </ul>		
<b>Art. FPB05TP</b> <ul style="list-style-type: none"> <li>R = 5 mm (3/16")</li> <li>PROFILE: B</li> </ul>		
<b>Art. FPB10TP</b> <ul style="list-style-type: none"> <li>R = 10 mm (3/8")</li> <li>PROFILE: B</li> </ul>		
<b>Art. FPE03TP</b> <ul style="list-style-type: none"> <li>45° = 3 mm (1/8")</li> <li>PROFILE: E</li> </ul>		
<b>Art. FPE05TP</b> <ul style="list-style-type: none"> <li>45° = 5 mm (3/16")</li> <li>PROFILE: E</li> </ul>		
<b>Art. FPE15TP</b> <ul style="list-style-type: none"> <li>JOLLY - 45° = 15 mm (5/8")</li> <li>PROFILE: E</li> </ul>		
<b>MEDIUM:</b> Per spessori superiori a 6 mm - For thicknesses exceeding 6 mm		
<b>Art. FPE15TPGF</b> <ul style="list-style-type: none"> <li>JOLLY - 45° = 15 mm (5/8")</li> <li>PROFILE: E</li> </ul>		
<b>FINE:</b> Per spessori fino a 6 mm e piastrelle delicate - For thicknesses up to 6 mm and delicate tiles		
<b>Art. FPZS15TP</b> 		
Mola diamantata rettifica profilo - Rectifying profile diamond wheel		

